



UWA NLP-TLP

# Talk with Your Data

Application Development in Era of LLM

Speaker: Pascal Sun



# Who am I ?



- A Developer
- A Researcher



# ■ Three Keywords

- Large Language Model
- Data
- Application Development

# What is LLM?

- Closed Source
- Open Source

# What is LLM?

- Performance
- Privacy
- Controllability

# Opportunities

- Conversational Agent
- Co-pilot
- Automation
- Traditional NLP Tasks
- **RAG Chat**

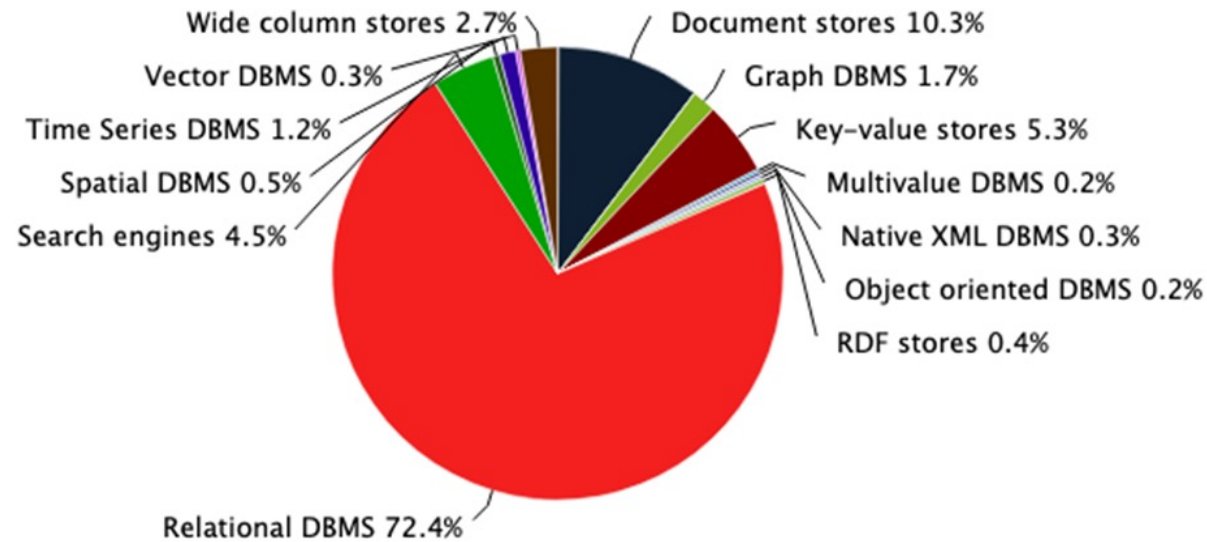
- Data hallucination
- External data

# What is RAG?

- **R**etrieval of Relevant Information
- **A**ugment the prompt
- **G**enerate Result



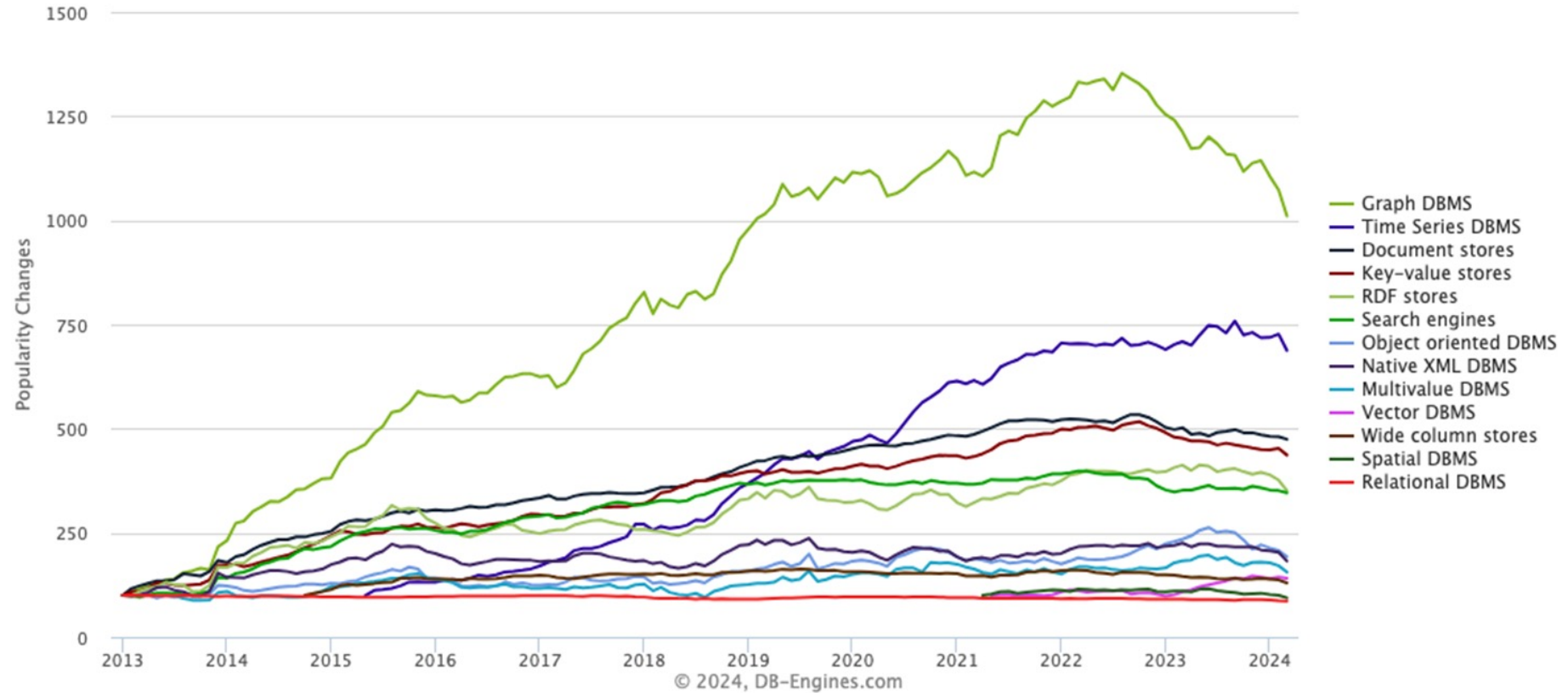
## Ranking scores per category in percent, March 2024



© 2024, DB-Engines.com

This chart shows the popularity of each category. It is calculated with the popularity (i.e. the [ranking scores](#)) of all individual systems per category. The sum of all ranking scores is 100%.

### Complete trend, starting with January 2013



- Reports
- Excel
- Documentation
- Databases
- **They all can be settled in Relational DBMS**



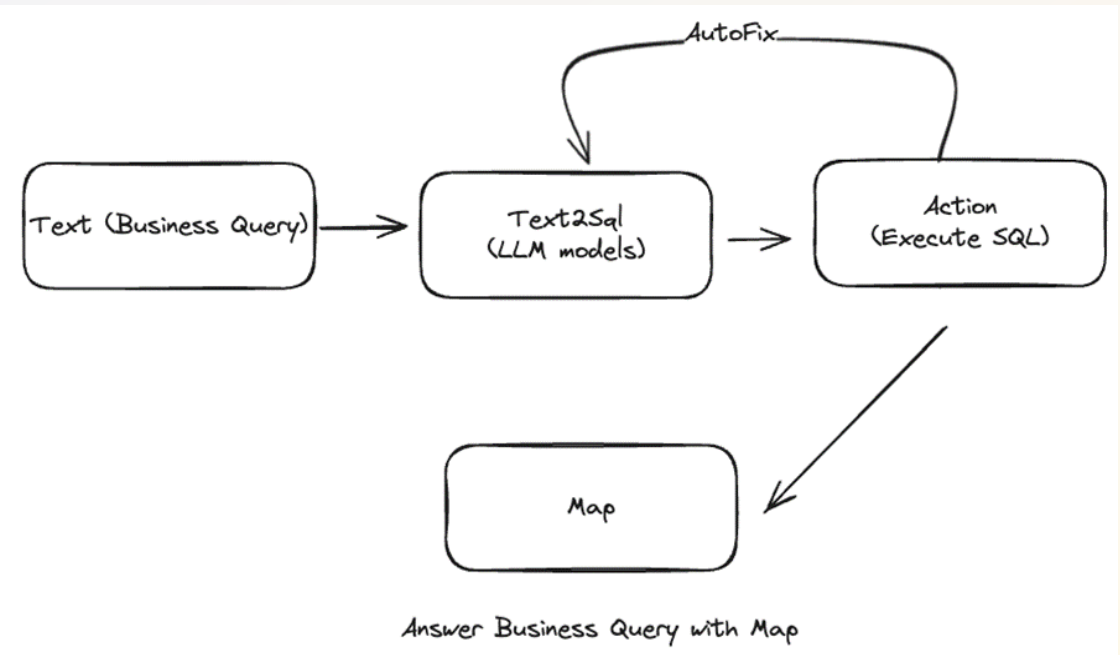
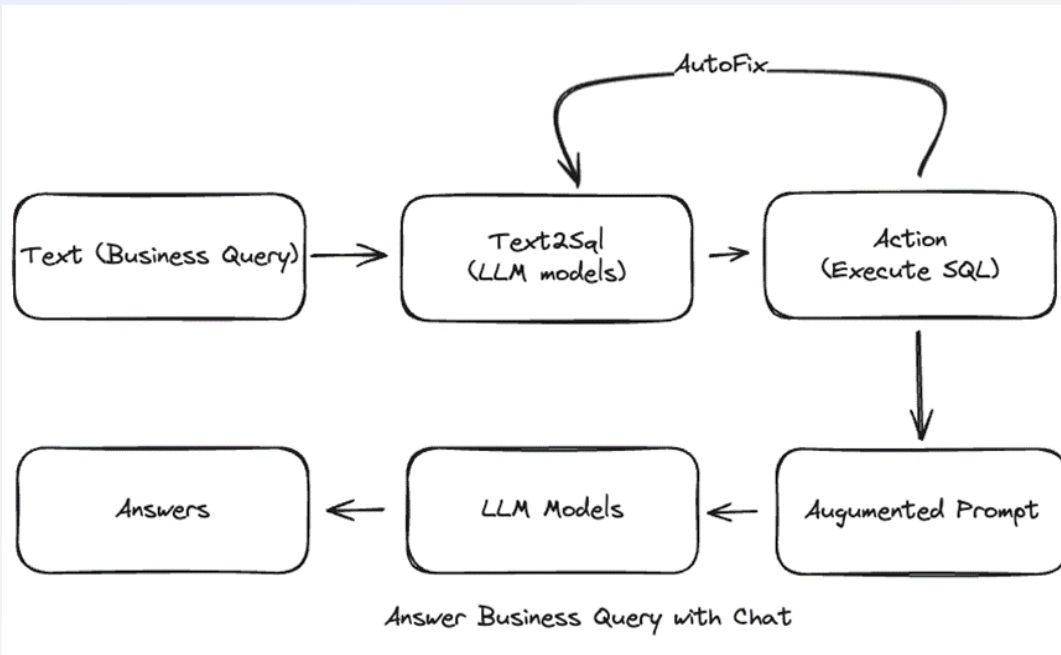
# Application Development

## Goal:

I'd like to automate extracting answers from my data sources for my business queries.

How?

# Application Development



# Application Development: Text2SQL



For a single table: Present the complete data contained within the table as prompt.



For a single table: Provide only the information about the data structure (columns and value statistics).



For multiple tables: Identify relevant tables, and compose SQL queries incorporating the structural details of the database.

# Demo: Talk with One Table



The suburb with the highest crimes in the past 5 years is Perth, with a total of 32368 crimes.



Based on the data retrieved from the database, the suburb with the highest number of crimes in the past 5 years is Perth, with a total of 32,368 crimes. This data is a summation of all types of crimes reported in the area over the specified period. It's important to note that this data does not necessarily indicate the current safety level of the suburb, as crime rates can fluctuate over time and are influenced by a variety of factors.



In 2021, there were a total of 315 crimes reported in the suburb of Nedlands. This data is based on the official crime statistics retrieved from the database. It's important to note that this number represents the total of all types of crimes reported in the area for that year.



In 2021, there were a total of 315 crimes reported in the suburb of Nedlands. This data is based on the official crime statistics retrieved from the database. It's important to note that this number represents the total of all types of crimes reported in the area for that year.



In 2021, there were 8 different types of crimes reported in the suburb of Nedlands. These include Assault (Non-Family), Drug Offences, Dwelling Burglary, Non-Dwelling Burglary, Property Damage, Robbery, Stealing, and Stealing of Motor Vehicle. The most common type of crime was Stealing, with 191 reported cases.



The trend of stealing crimes in Nedlands over the past 5 years shows a general decrease. In the 2018-19 financial year, there were 284 reported stealing crimes. This number slightly decreased to 282 in the 2019-20 financial year. A significant drop was observed in the 2020-21 financial year with only 192 reported cases. The number further decreased to 177 in the 2021-22 financial year. However, there was a slight increase in the 2022-23 financial year with 191 reported cases. Despite the recent increase, the overall trend over the past 5 years is downward.



In the past five years, there have been a total of 2048 crimes reported in the suburb of Nedlands. This data is based on the official crime statistics retrieved from the database. It's important to note that this number represents the total of all types of crimes reported in the area for that period.

Which suburb has the highest crimes in the past 5 years?

can you explain your answer

How many crime happen in Nedlands in 2021

How many crimes happen in Nedlands in 2021

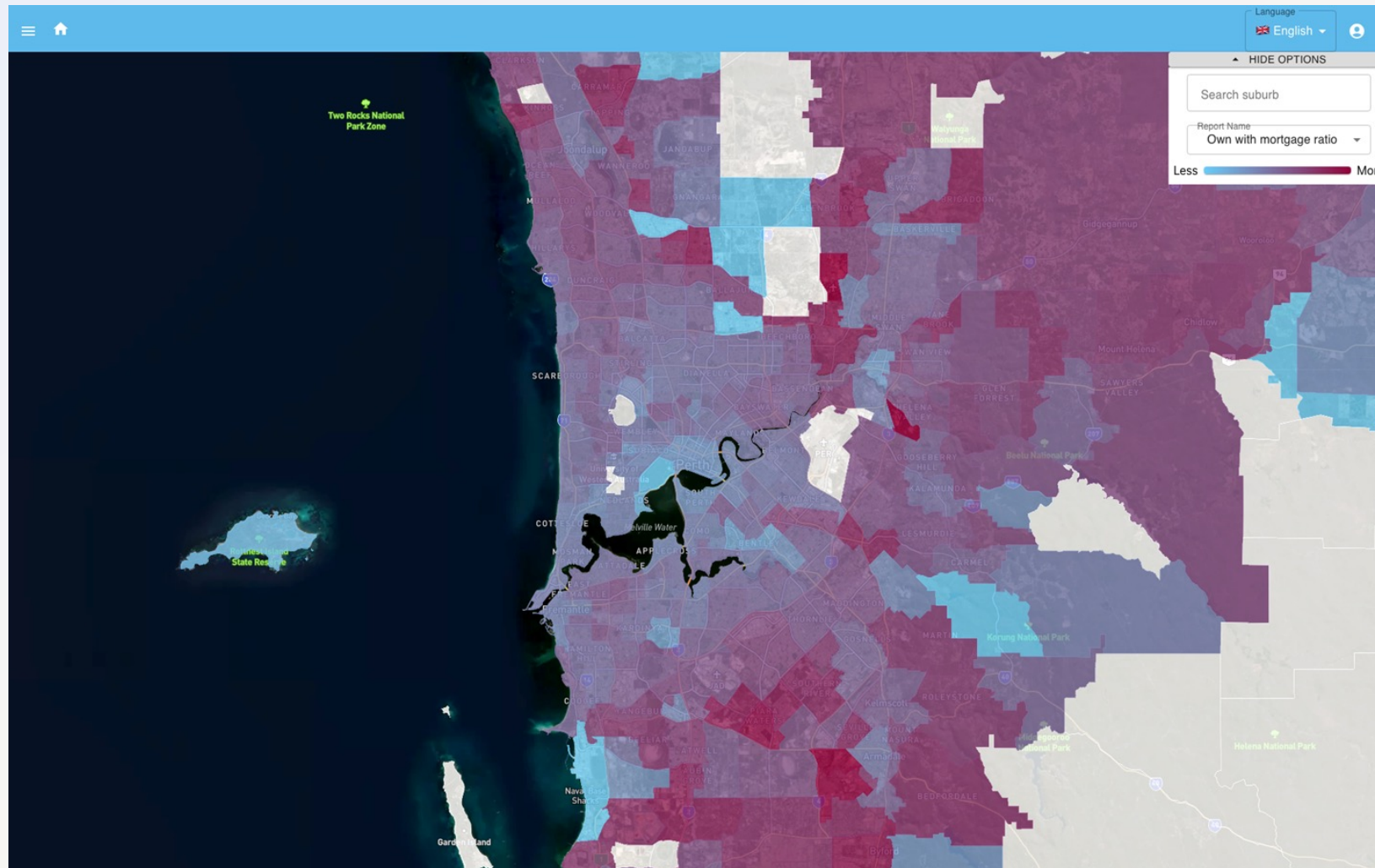
Among them how many different types

What's the Stealing trend for Nedlands in the past 5 years?

how many crimes in Nedlands in the past five years?



# Demo: Talk with Multiple Tables



# Production Ready?



Model Accuracy




Latency


# Plan Next?




- Product
  - Chat2Map
  - Stream Chat Response
- Research
  - Implement it with Open Source LLM



LinkedIn



Demo



WA Data & LLM Platform

## For Industry Partners

- Prototype Development
- Cost Efficiency
- Talent Access

## For Students

- Solve real world problem
- Industry exposure
- Mentorship

From Research to Reality

# Thank You



## Q & A

Email: [pascal.sun@research.uwa.edu.au](mailto:pascal.sun@research.uwa.edu.au)